



### MORNING [ after fajr ]

There is nothing specified for the morning of Days 4 & 5.

### 9 NOON - EVENING

#### 1 Ramee of all Jamarāt

- » On both these days all the *jamarāt* need to be pelted, starting with the smallest and ending with the biggest.
- » Each *jamarāt* needs to be pelted with 7 pebbles in the manner explained previously.
- » The time for *ramee* begins after *zawāl*. It is *makruh* to delay it until after sunset (without genuine excuse).
- » *Du`ā* should be made at one side, facing the *Qibla*, after pelting the 1<sup>st</sup> and 2<sup>nd</sup> *jamarāt* but not after the 3<sup>rd</sup>.
- » On Day 5 one can proceed to Makkah right after *ramee*. Departure should not be delayed till Maghrib.

### 10 NIGHT [ after sunset ]

#### 1 Spending the night in Mina

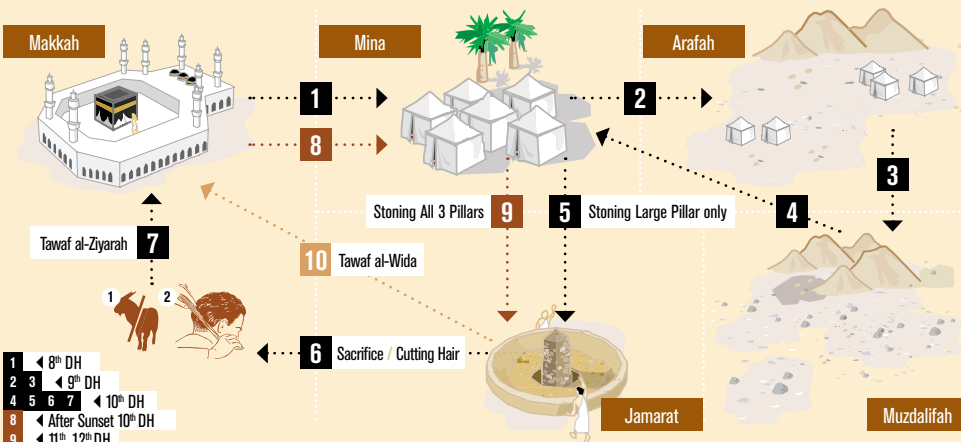
**Day 4:** The night should be spent in Mina.

**Day 5:** If one has to leave for Makkah, then he should depart before Maghrib. It is *makruh* to leave for Makkah after sunset without *ramee* on Day 6 (13<sup>th</sup>). It is not permissible to leave for Makkah without *ramee* on the 13<sup>th</sup> if departure is delayed until *Fajr*.

#### 2 Tawaaf al-Wida

Just before leaving Makkah one should perform the *wājib tawāf al-wida* without *ihrām*, *ramal* and *sa'ee*, but one must pray the two *rak'at wājib salāt* at *Maqām Ibrahim* at a time which is not *makruh*. Since this *tawāf* is to be made right before leaving Makkah no day is specified. One must make fervent *taubah* and *istighfār* and make *dua'* for the acceptance of Hajj. Women in their periods are excused from this.

### SUMMARIZED HAJJ DIAGRAM



DH = Dhul Hijjah



COLOUR CODES: ● FARDH ● WAJIB ● SUNNAH

### 1 MORNING [ after fajr ]

You are in Makkah having already completed your 'Umrah and are about to start the preparations for your Hajj. If you are not in Makkah please consult your Hajj guide or a scholar regarding how to enter *ihrām*.

#### 1 Donning *Ihrām*

- » Enter into *ihrām* as you did for 'Umrah.
- » Observe the rules of cleanliness.
- » Put on the two pieces of clothing of *ihrām*.
- » Perform 2 rak'at Sunnah prayers (if it is not a *makruh* time) and make sincere repentance for your sins.

#### 2 Niyyah and Talbiyya

Make the **intention (niyyah)** for Hajj by saying:

"Oh Allah! I intend to perform Hajj, so make it easy for me and accept it from me." **Immediately** after making the intention, recite the **talbiyyah with your tongue and not your heart only.**

#### Talbiyyah

*Labbayk, Allahumma labbayk. Labbayk, laa shareeka laka labbayk. Innal hamda wa ni'mata laka wal-mulk. Laa shareeka lak.*

At your service, Oh Allah, at your service. At your service, none can be associated with you, at your service. All praise and blessings belong to you as does the kingdom. None can be associated with you.

It is emphasized *mustahabb* to recite it at every change in the state of a person - in the morning and in the evening, on arising or sitting down, while going out or coming in the house, on meeting people or asking their leave, while embarking and alighting, on ascending or descending, and so on.

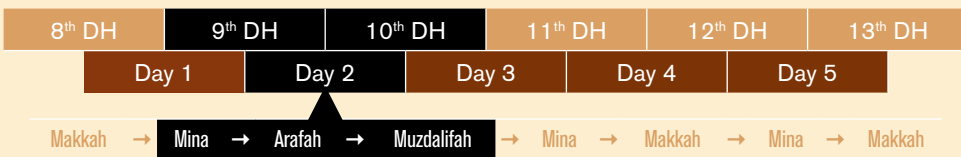
Men should recite in a loud voice and women in a soft voice.

At this point one has entered into the state of *ihrām* and must abstain from its violations. After entering into *ihrām* at Makkah proceed to Mina and perform *Dhuhr*.

### NOON-EVENING

#### 3 Stay at Mina

Stay in Mina until *Fajr* of Day 2. Do not let your time go to waste. Busy oneself in 'ibāda and *du`ā*.



## 2 MORNING [ after fajr ]

### 1 Takbir al-tashriq

After performing *Salāt al-Fajr*, start reciting the *Takbir al-Tashriq* for 23 *Salāts* (until 'Asr of the 13<sup>th</sup> of *Dhul-Hijjah*). Depart for Arafah, reaching before *zawāl*. The time for *wuqoof* begins after *zawāl*.

#### Takbir al-Tashriq

*Allahu akbar, Allahu akbar, laa ilaaha illa Allahu, wa-Allahu akbar, Allahu akbar wa li-Allahil hamd.*  
Allah is the greatest, Allah is the greatest, there is no god but Allah, Allah is the greatest, Allah is the greatest, and to Allah belongs all praise.

## NOON-EVENING

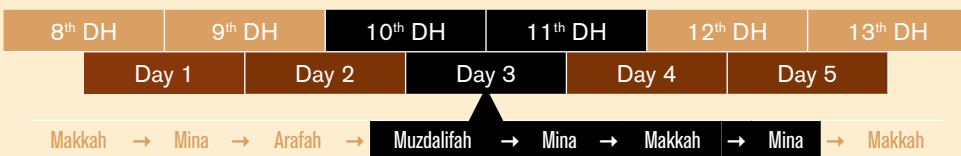
### 2 The Stay at 'Arafah

- » *Dhuhr* and 'Asr are to be performed within *Dhuhr* time only at Masjid Namirah behind the Imam of *Hajj*; otherwise each *Salah* is to be performed in its prescribed time.
- » *Wuqoof* (staying) at 'Arafah is the most important part of *Hajj*. Be vigilant with your time and do not let it go to waste.
- » Engage in much *du`ā*.
- » Recite the following *sunnah adhkār*:
  - 100 times fourth *kalimah*
  - 100 times *Surah al-Ikhlās*
  - 100 times *Durood Ibrahim* (adding *wa 'alayna ma'ahum* at the end of every *durood*)

## 3 NIGHT [ after Maghrib ]

Proceed to *Muzdalifah*

- » After sunset leave for *Muzdalifah* without praying *Salat al-Maghrib*.
- » At *Muzdalifah* combine *Maghrib* with *Isha* within *Isha* time.
- » Collect 70 pebbles for stoning the *jamarāt* in the coming days. One will use only 49 pebbles for *ramee* if he does not intend to stay for Day 6. However he should keep a few extra pebbles.



## 4 MORNING [ after fajr ]

### 1 Wuqoof at Muzdalifah

- » Pray *Fajr* at *Muzdalifah* as soon as the time enters and stay at *Muzdalifah* until right before sunrise. This staying (or *Wuqoof*) is *wajib*.
- » Engage oneself in *du`ā* and *dhiqr*.
- » Right before sunrise proceed to *Mina*.

## 5 6 7 MORNING - EVENING/NIGHT

- » This is the busiest day of *Hajj*. One will perform 5 important actions:
  - 1 *Ramee*
  - 2 *Damm ul-Shukr*
  - 3 *Halq/Qasr*
  - 4 *Tawāf*
  - 5 *Sa`ee*.
- » *Ramee*, *Damm ul-Shukr* and *Halq/Qasr* must be performed in order.
- » *Tawaaf* and *sa`ee* must also be performed in order.

### 1 Ramee in Mina

- » After arriving at *Mina* pelt (*ramee*) the *Jamarat al-Aqaba* only (the biggest *jamarat*).
- » Throw seven pebbles at the *jamarat*, one at a time, mentioning with each throw:

*Bismillahi Allahu akbar, Ragman lish Shaytan wa ridhan lirRahmaan-Allahumma-j'alhu hajjan mabrooran wa zanban magfooran wa sa'yam mashkooaraa*  
In the name of Allah. Allah is the greatest, defying the devil and pleasing the Merciful. O Allah! Cause this to be a Hajj that is approved, cause my sin to be forgiven and the effort to be rewarded.

- » With the throwing of the first pebble stop recital of *talbiyah*
- » It is preferable to use the index finger and the thumb of the right hand for throwing the pebbles.
- » The pebble must fall in the enclosure in which the *jamarat* (which is also a wall) is placed.

### 2 Damm of Shukr

- » Now the animal should be slaughtered, and this is *wājib* for *Hajj al-Tamattu* and *Qiran*. Do not proceed to shaving your hair until you have confirmation that your animal has been slaughtered.

### 3 Halq/Qasr

- » After you have received confirmation that your animal has been slaughtered then proceed to shaving your hair, though even trimming the length of one fingertip (~1") is permissible. All this applies to at least a quarter of the head. Bald men must pass a razor over the head.
- » Women should also trim the same amount from their hair which covers at least a quarter of their head.
- » At this point one partially comes out of the state of *Ihram* and one may wear their normal clothes. Everything becomes permissible except intercourse or any amorous interaction with women. This becomes permissible after *Tawāf al-Ziyārah*.

### 4 Tawāf al-Ziyārah

- » Proceed to *Makkah* and perform *Tawāf al-Ziyārah* like the *tawāf* of 'Umrah.
- » *Tawāf al-Ziyārah* can be done any time during the 10<sup>th</sup>, 11<sup>th</sup>, or 12<sup>th</sup> of *Dhul Hijjah* (i.e. before sunset on Day 5 / 12<sup>th</sup> of *Dhul Hijjah*)
- » During *Tawāf al-Ziyārah* one should perform *ramal* if one will also perform *sa`ee* afterwards. *Idhtiba* should also be done if one is in his *Ihram*.
- » One should also pray 2 *rak'at wājib salah* at *Maqām Ibrahim*.
- » At this point, one has completely exited the state of *Ihram* and everything becomes permissible.

### 5 Sa`ee at Safa & Marwa

- » If *Sa`ee* for *Hajj* has not yet been performed, one should perform it after *Tawāf al-Ziyārah*
- » The method of *Sa`ee* is the same as that of 'Umrah.

## 8 NIGHT [ after sunset ]

- » After *Tawāf* and *Sa`ee*, return to *Mina* and spend the night at *Mina*. This is the night of the 10<sup>th</sup> of *Dhul-Hijjah* (Day 3).